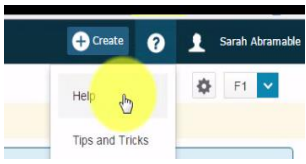






PowerTeacher Pro – Important Things to Know

Symbol to click on	Topic	Key Points and Video
	Overview to PowerTeacher Pro	Using PowerTeacher Pro (2:09)
	Creating Assignments	Creating Assignments in PowerTeacher Pro (8:31) <ul style="list-style-type: none"> This is the most important function of the gradebook. It is the same as the previous gradebook. Reminder - If you add a category, the category will not count in the final grade since we have established the categories at the district level.
	Assignment List	Working with Assignments in PowerTeacher Pro (5:45) Copying Assignments in PowerTeacher Pro (3:42) <ul style="list-style-type: none"> This video will help you once you have added two or more assignments to your gradebook. It is the same as the previous gradebook but easier to use.
	Scoresheet	Working in PowerTeacher Pro's Scoresheet (6:05) <ul style="list-style-type: none"> You are accustomed to working with this function in the previous gradebook. Please review the video to see what is new.
	Adding Grades	Working with Grades in PowerTeacher Pro (6:13)
	Marks Analysis	Using the Analyzing Performance Function within the Student's Charm – Part A in PowerTeacher Pro (9:45) Using the Analyzing Performance Function within the Student's Charm – Part B in PowerTeacher Pro (6:20)

Links to helpful videos:

[Using the Analyzing Performance Function within the Progress Charm in PowerTeacher Pro](#) (6:19)

[PowerTeacher Pro Reports](#) (13:04)